


Christmas Day Service

Advanced Warning!

There is an interactive element to this year's Christmas Day service in the form of a pass-the-parcel type present to be made by you at home! It requires a little bit of prep before Christmas Day.

To enjoy and take part in this year's Christmas Day service as much as you can, you'll need a few things to prepare for it beforehand:

- A printout of this colouring sheet on page two of this document.
- Some wrapping paper and tape.
- A little treat! (We used Freddos! Could be a chocolate orange)
- Scissors
- Crayons (for colouring when there's time!)

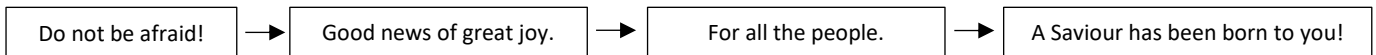


Then:



1. Cut up the colouring sheet along the jigsaw lines.
2. Wrap up the treat(s) along with the jigsaw piece that says: 'A Saviour has been born to you'. (You may need to fold the jigsaw piece.)
3. In the next layer, wrap 'for all the people'.
4. In the next layer, wrap 'good news of great joy'.
5. In the final layer, wrap 'do not be afraid'.

As the parcel is opened during the service, it'll read:





You'll be told when to open each layer during the service!

You might want to make one for each child, or simply wrap a treat per child in the middle and take it in turns to open a layer.



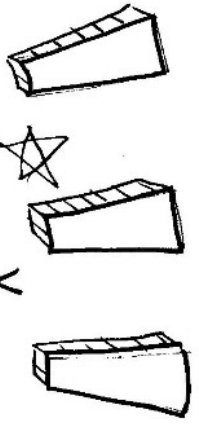

You could stick each piece on a blank piece of paper as you unwrap them to make the 'jigsaw' complete. Completely up to you!

See you on Christmas Day!

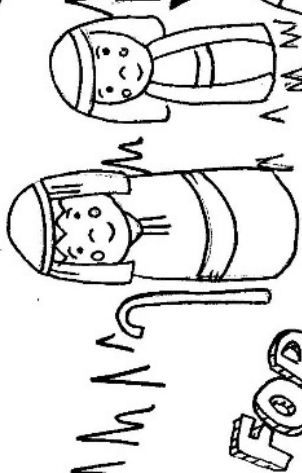

GOOD NEWS OF GREAT JOY



BEHOLD THE SUPREMACY OF THE BORN



DO NOT BE AFRAID



FOR ALL THE PEOPLE